



Kanca

ASKAM



ENGINE MOUNTING / MOTOR TAKOZU

Araç / Vehicle	Ref. NR	Açıklama Description
HINO TRUCK JO8 26.235/260	12035- 1661	M12X1.5 M12X1.5 ARKA/REAR

**AD. 40653**

HINO TRUCK JO8 AS.26.200	12031- 2231	M12X1.5 M12X1.5 ÖN/FRONT
--------------------------------	-------------	--------------------------------

**AD. 40654**

ŞAFT ASKI TAKIMLARI SHAFT CENTER SUPPORT BEARING



AD. 40705

**Açıklama
Description**

Ø : 35
WITHOUT BEARING
RULMANSIZ

Ref. NR

Araç / Vehicle

PICK-UP
D 100, D 200



AB. 20291

Ø : 35 HC : 167
W : 17 H : 61

362 1457

PICK-UP
D 100, D 200



AB. 20290

Ø : 35 HC : 167
W : 25 H : 61

362 1457

PICK-UP
D 100, D 200



AD. 40803

Ø : 40
WITHOUT BEARING
RULMANSIZ

166 3979

AS 600, AS 700
D 250-350, AS 250



AB. 20294

Ø : 40 HC : 168,4
W : 18 H : 65


PICK-UP
D 250, D 350, AS 250

**ŞAFT ASKI TAKIMLARI
SHAFT CENTER SUPPORT BEARING**

Araç / Vehicle	Ref. NR	Açıklama Description	
AS 600, AS 700	407 487	Ø : 40 W : 18	HC : 168,4 H : 65


AB. 20205

AS 600, AS 700	407 0482	Ø : 40 W : 27	HC : 168,4 H : 65
----------------	----------	------------------	----------------------


AB. 20204

PICK-UP D 250, D 350, AS 250		Ø : 40 W : 27	HC : 168,4 H : 65
---------------------------------	--	------------------	----------------------


AB. 20293


AS 800, AS 900, S 900		Ø : 45 WITHOUT BEARING RULMANSIZ	
-----------------------	--	--	--


AD. 40201

AS 900		Ø : 45 W : 19	HC : 195 H : 71,5
--------	--	------------------	----------------------


AB. 20209

ŞAFT ASKI TAKIMLARI SHAFT CENTER SUPPORT BEARING



AB. 20206

Açıklama Description	Ref. NR	Araç / Vehicle
Ø : 45 HC : 195 W : 27 H : 71	166 7743	AS 900




AB.20210

Ø : 47 HC : 194 W : 21 ÖN / FRONT	68031836AA	CHRYSLER
---	------------	----------



AD. 40604

Ø : 55 WITHOUT BEARING RULMANSIZ	AS 900
--	--------



AB. 20208

Ø : 55 HC : 193 W : 18 H : 76	AS 950
----------------------------------	--------



AB. 20251

Ø : 55 HC : 191 W : 25	JO8 32.260 HINO
---------------------------	--------------------

ŞAFT ASKI TAKIMLARI
SHAFT CENTER SUPPORT BEARING

Araç / Vehicle	Ref. NR	Açıklama Description
2000 MODELS HINO		Ø : 55 HC : 190,3 W : 25
26.235		Ø : 55 HC : 190,3 W : 25
26.200		Ø : 55 HC : 193 W : 25
HI-EX		Ø : 65 HC : 230 W : 23 H : 85

**AB. 20252****AB. 20253****AB. 20254****AB. 20255**

DIAPHRAGMS / DİYAFRAMLAR



Fig. 1



Fig. 2



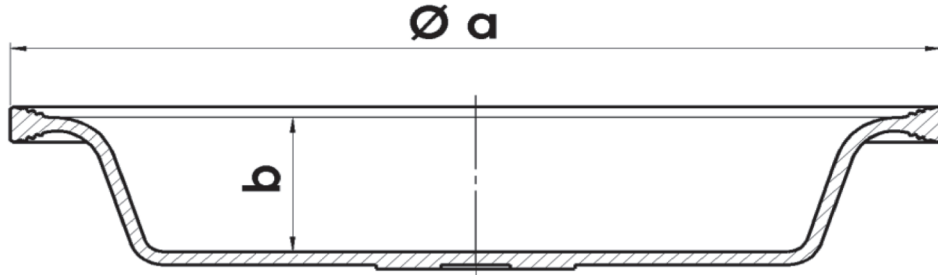
Fig. 3



Fig. 4



Fig. 5



ÜRÜN KODU / PRODUCT CODE	ÜRÜN İSMİ / PRODUCT NAME	ŞEKİL / FIGURE	ÇAP / DIAMETER Ø a	DERİNLİK / DEPTH b
AA.10611	T.9 DİYAFRAM	Fig.1	129	25
AA.10610	T.12 DİYAFRAM	Fig.1	140	28
AA.10614	T.14 DİYAFRAM	Fig.1	145	30
AA.10608	T.16 DİYAFRAM	Fig.1	159	32
AA.10606	T.20 DİYAFRAM	Fig.1	168	32
AA.10604	T.24 DİYAFRAM	Fig.1	179	32
AA.10613	T.27 DİYAFRAM	Fig.1	201	34
AA.10603	T.30 DİYAFRAM	Fig.1	201	32
AA.10619	T.30 M DİYAFRAM	Fig.1	201	36
AA.10601	T.36 DİYAFRAM	Fig.1	224	42
AA.10617	T.9 LS DERİN DİYAFRAM	Fig.2	129	32
AA.10616	T.12 LS DERİN DİYAFRAM	Fig.2	140	34
AA.10612	T.14 LS DERİN DİYAFRAM	Fig.2	145	36
AA.10609	T.16 LS DERİN DİYAFRAM	Fig.2	159	44
AA.10607	T.20 LS DERİN DİYAFRAM	Fig.2	168	44
AA.10605	T.24 LS DERİN DİYAFRAM	Fig.2	179	44
AA.10615	T.27 LS DERİN DİYAFRAM	Fig.2	201	44
AA.10602	T.30 LS DERİN DİYAFRAM	Fig.2	201	44
AA.10620	T.36 LS DERİN DİYAFRAM	Fig.2	224	44
AA.10623	T.24 MEMELİ DİYAFRAM	Fig.3	179	32
AA.10622	T.30 MEMELİ DİYAFRAM	Fig.3	201	32
AA.10621	T.30 LS DERİN MEMELİ DİYAFRAM	Fig.3	201	47
AA.10624	T.12/16 DİYAFRAM	Fig.4	159	33
AA.10625	T.14/16 DİYAFRAM	Fig.4	159	33
AA.10627	T.16 S TİPİ DİYAFRAM	Fig.5	159	27
AA.10626	T.20 S TİPİ DİYAFRAM	Fig.5	170	25
AA.10628	T.24 S TİPİ DİYAFRAM	Fig.5	179	25

Araç / Vehicle	O.E.M. NR	Ref. NR	Type
----------------	-----------	---------	------

		423 505 0040	20 STROKE 62 M16X1.5 Disk Boyu / Disc Lenght 15 mm
--	--	--------------	--



BS0020 20008

		423 506 0010	24 STROKE 65 M16X1.5 Disk Boyu / Disc Lenght 15 mm
--	--	--------------	--



BS0024 20020

		423 103 9000	12 STROKE 57/57 M16X1.5 Mil Boyu / Rod Lenght 186 mm
--	--	--------------	--



BS0012 10003

		423 105 1110	20 STROKE 57/57 M16X1.5 Mil Boyu / Rod Lenght 20 mm
--	--	--------------	---



BS0020 10015

FOR OTHER TYPES OF BRAKE CHAMBER PLEASE CONTACT OUR COMPANY

Type

Ref. NR

O.E.M. NR

Araç / Vehicle



BS0020 10020

20
STROKE
75

423 105 9000

M16X1.5

Mil Boyu / Rod Length
186 mm



BS0024 10023

24
STROKE
75

423 106 9000

M16X1.5

Mil Boyu / Rod Length
186 mm



BS0030 10037

30
STROKE
75

423 107 9000

M16X1.5

Mil Boyu / Rod Length
186 mm



BP1624 20420

16/24
D/P
STROKE
57/57

925 464 5000

M16X1.5

Disk Boyu / Disc Length
15 mm

FOR OTHER TYPES OF BRAKE CHAMBER PLEASE CONTACT OUR COMPANY

Araç / Vehicle	O.E.M. NR	Ref. NR	Type
		925 464 5017 925 464 5050 925 464 5010	16/24 D/P STROKE 57/57 M16X1.5 Disk Boyu / Disc Length 15 mm
			24/30 D/D STROKE 75/75 3/8-18NPTF Mil Boyu / Rod Length 160 mm
			24/30 D/D STROKE 75/75 M16X1.5 Mil Boyu / Rod Length 170 mm
			30/30 D/D STROKE 64/64 3/8NPTF Mil Boyu / Rod Length 185 mm



BP1624 20421



BD2430 10212



BD2430 10213



BD3030 10220

FOR OTHER TYPES OF BRAKE CHAMBER PLEASE CONTACT OUR COMPANY

